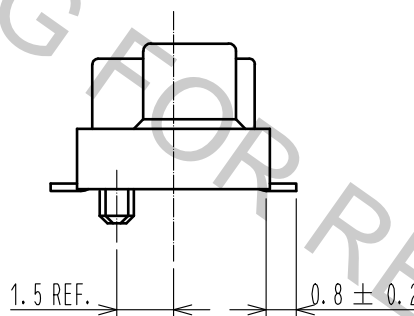
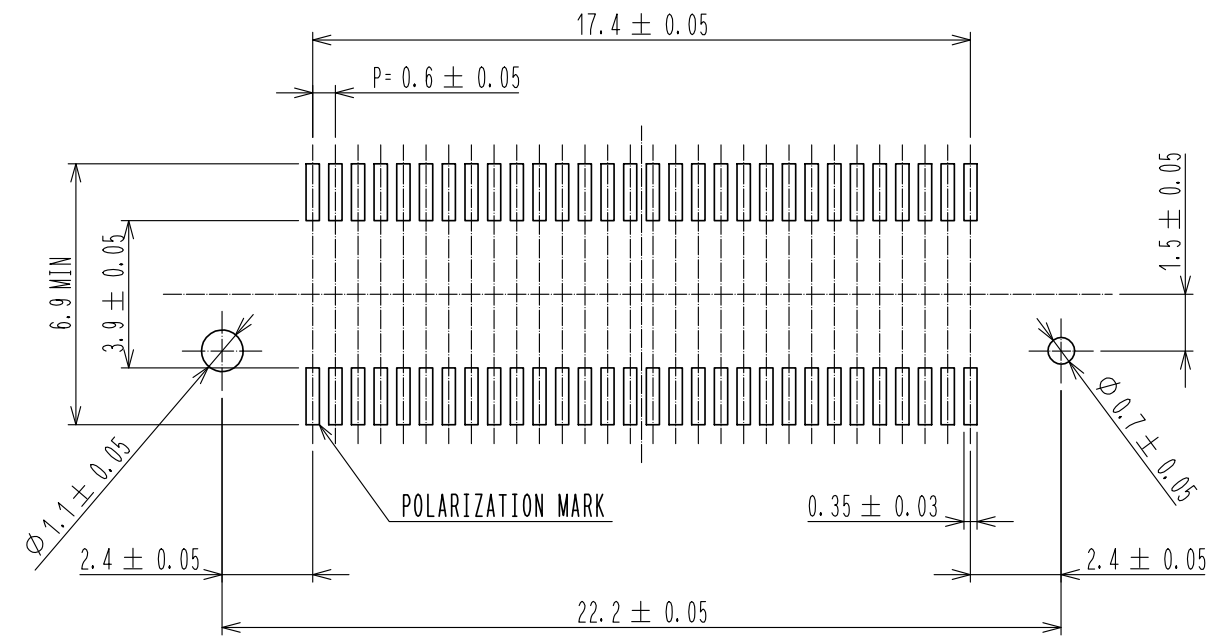


RECOMMENDED LAND PATTERN DIMENSION OF PCB

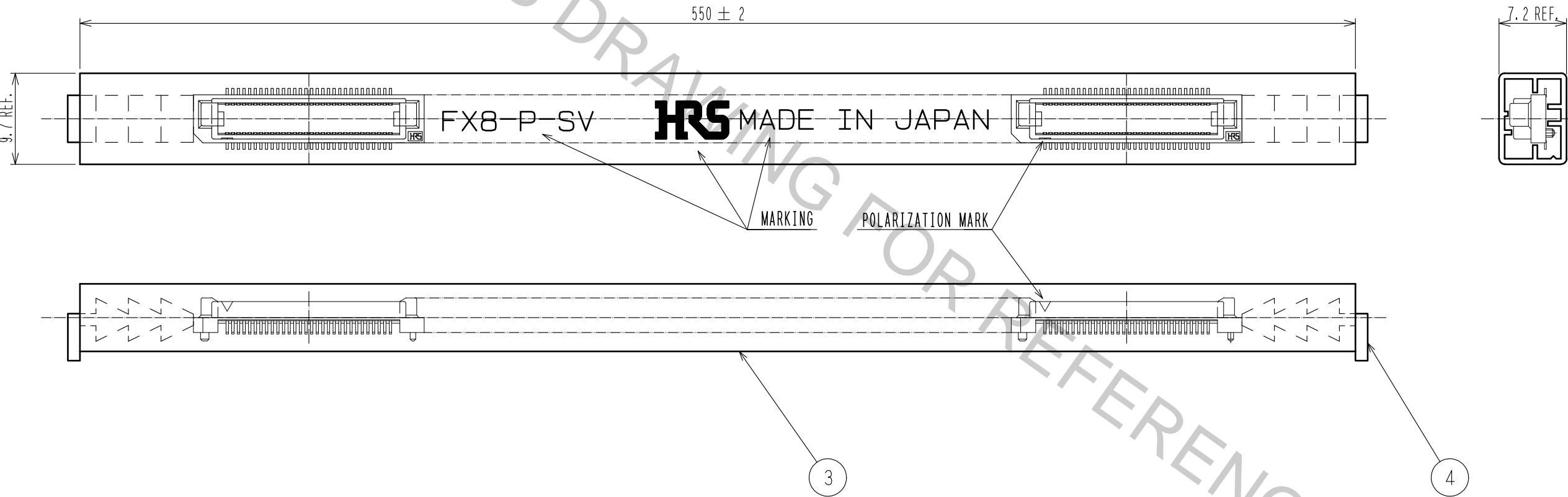


- NOTE
- 1. SMT LEAD-COPLANARITY:0.1 MAX.
 - 2. TUBE PACKAGE IS APPLIED FOR THIS PRODUCT.
PLEASE REFER TO THE SHEET 2/2 FOR THE DETAILS.
 - 3. FOR MODIFICATION, ETC., PREVENTIVE HOLE FOR SINK MARK MAY BE ADDED ACCORDING TO CIRCUMSTANCES.

4		PVC	CAP
3		PVC	TUBE
2		PHOSPHOR BRONZE	CONTACT: GOLD PLATING 0.1μm MIN LEAD : TIN PLATING 1μm MIN UNDER :NICKEL PLATING 1μm MIN
1	PPS	LIGHT BROWN, UL94V-0	
NO.	MATERIAL	FINISH	REMARKS
UNITS mm		SCALE 5:1	COUNT
HRS HIROSE ELECTRIC CO., LTD.		DESCRIPTION OF REVISIONS	
		APPROVED	16.11.21
		CHECKED	16.11.21
		DESIGNED	16.11.21
		DRAWN	16.11.21
DRAWING NO.		EDC-150569-91-00	
PART NO.		FX8-60P-SV1(91)	
CODE NO.		CL578-0041-0-91	
		1/2	

Dec.1.2018 Copyright 2018 HIROSE ELECTRIC CO., LTD. All Rights Reserved.
In case that the application demands a high level of reliability, such as automotive,
please contact a company representative for further information.

DRAWING FOR PACKING(FREE)



NOTE 4. 1TUBE : 21CONNECTORS.

HRS	DRAWING NO.	EDC-150569-91-00
	PART NO.	FX8-60P-SV1(91)
	CODE NO.	CL578-0041-0-91

2

2